
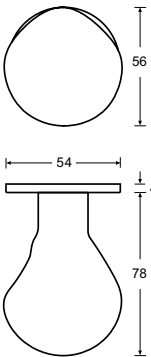


HAFI Public Line – Design 233K/830

Round knob  
on round design-rosette,  
fixed or turnable,  
invisible fixation,  
with steel sub-construction

Spindle 8 mm, spindle 9 mm

- Satin stainless steel
- Polished stainless steel


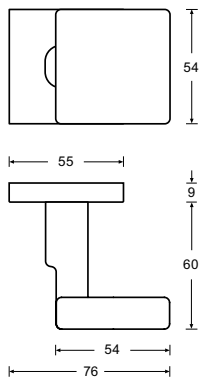


HAFI Flush Line – Design 233K/870

Round knob  
on round design-rosette,  
fixed or turnable,  
invisible fixation,  
with stainless steel sub-construction

Spindle 8 mm, spindle 9 mm

- Satin stainless steel
- Polished stainless steel

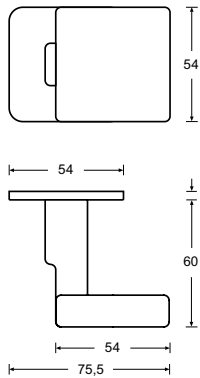


HAFI Public Line – Design 241K/840

Flat knob, cranked  
on square design-rosette,  
fixed or turnable,  
invisible fixation,  
with steel sub-construction

Spindle 8 mm, spindle 9 mm

- Satin stainless steel
- Polished stainless steel



HAFI Flush Line – Design 241K/880

Flat knob, cranked  
on square design-rosette,  
fixed or turnable,  
invisible fixation,  
with stainless steel sub-construction

Spindle 8 mm, spindle 9 mm

- Satin stainless steel
- Polished stainless steel

