



HAFI living accessory – Design 975 – 978

Wall-mounted door stop with white or black rubber, including screw and dowel

■ Satin stainless steel

Design 975	L 26 mm
Design 976	L 60 mm
Design 977	L 90 mm
Design 978	L 120 mm

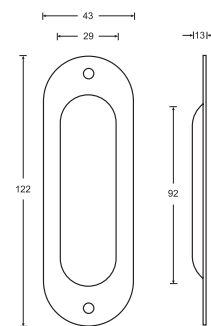


HAFI living accessory – Design 956 – 958

Wall-mounted door stop with white or black rubber Ø 30 mm or 40 mm, including screws and dowels

■ Satin stainless steel

Design 956	L 60 mm
Design 957	L 90 mm
Design 958	L 120 mm

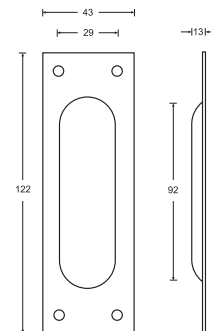


HAFI living accessory – Design 466

Flush pull for sliding doors oval with 2 screw holes

Drilling dimension 93 x 29 x 12.5 mm

■ Satin stainless steel



HAFI living accessory – Design 467

Flush pull for sliding doors angular with 4 screw holes

Drilling dimension 93 x 29 x 12,5 mm

■ Satin stainless steel