

HAFI Private Line – Design 206/830

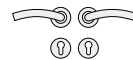
Door handle set with steel bushing, with two-part design cover rosettes and escutcheons radial brushed, invisible fixation

200,000 movement cycles with certificate

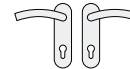
Classification key according to DIN EN 1906
3|7|-|0|1|4|0|A/B

- Satin stainless steel
- Polished stainless steel

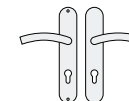
Door handle sets



R 206/830



KS 206/812

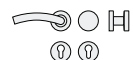


LS 206/825/826

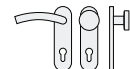


QS 206/804

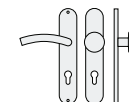
Handle-knob sets



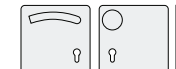
WE/R 206/280/830



WE/KS 206/280/812



WE/LS 206/280/825/826

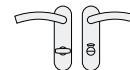


WE/QS 206/280/804

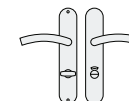
Bathroom door sets



WC/R 206/830/833/832



WC/KS 206/812/833/832



WC/LS 206/825/826/833/832



WC/QS 206/804/833/832

Frame door handles

Living accessories



984



203XXL/450



998

Window handle



FG 207/430



440 lockable



442 lockable