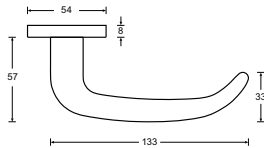
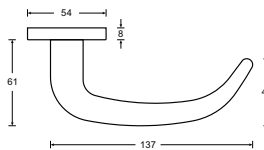


Design 209
not compliant with DIN EN 179



Design 299
compliant with DIN EN 179



HAFI Private Line – Design 209/830 299/830

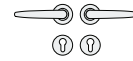
Door handle set with steel bushing, with two-part design cover rosettes and escutcheons radial brushed, invisible fixation

200,000 movement cycles with certificate

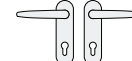
Classification key according to DIN EN 1906
3|7|-|0|1|4|0|A/B

- Satin stainless steel
- Polished stainless steel

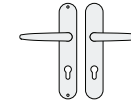
Door handle sets



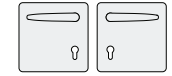
R 209/830



KS 209/812

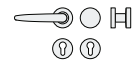


LS 209/825/826

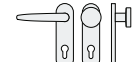


QS 209/804

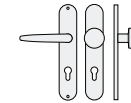
Handle-knob sets



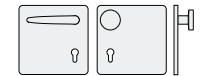
WE/R 209/280/830



WE/KS 209/280/812

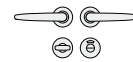


WE/LS 209/280/825/826

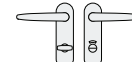


WE/QS 209/280/804

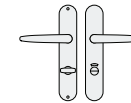
Bathroom door sets



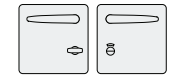
WC/R 209/830/833/832



WC/KS 209/812/833/832



WC/LS 209/825/826/833/832



WC/QS 209/804/833/832

Frame door handles



299/788



399/788



288/788



783

Living accessories



984



202XXL/450



998

Window handle



FG 209/430



440 lockable



442 lockable