




HAFI Public Line – Design 244/446

 Lockable sub-construction, oval form, fitting all models of the Public Line

  Tilt-before-turn variant with forced closure

Can be mounted with the cylinder towards the top or the bottom also available in angular design

- Satin stainless steel
- Polished stainless steel
- PVD coating
- SoftTouch coating